

CODICE / CODE / REF.:

74FT2021.05.14

MODELLO / MODEL / MODELE:

NEW EUROSKY 16/2/6(7.5) HQ JIB

VEICOLO / VEHICLE / VEHICULE:

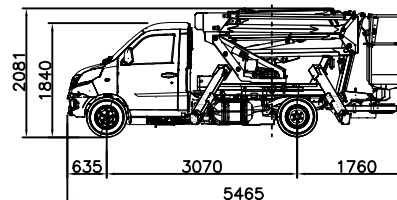
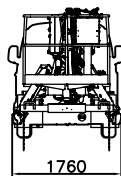
PIAGGIO PORTER NP6 Ruota Singola

PTT / GW / PTC:

2400 kg

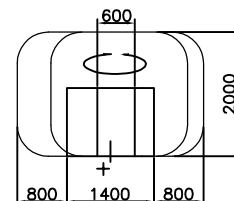
PASSO / WHEELBASE / EMPATT:

3070 mm

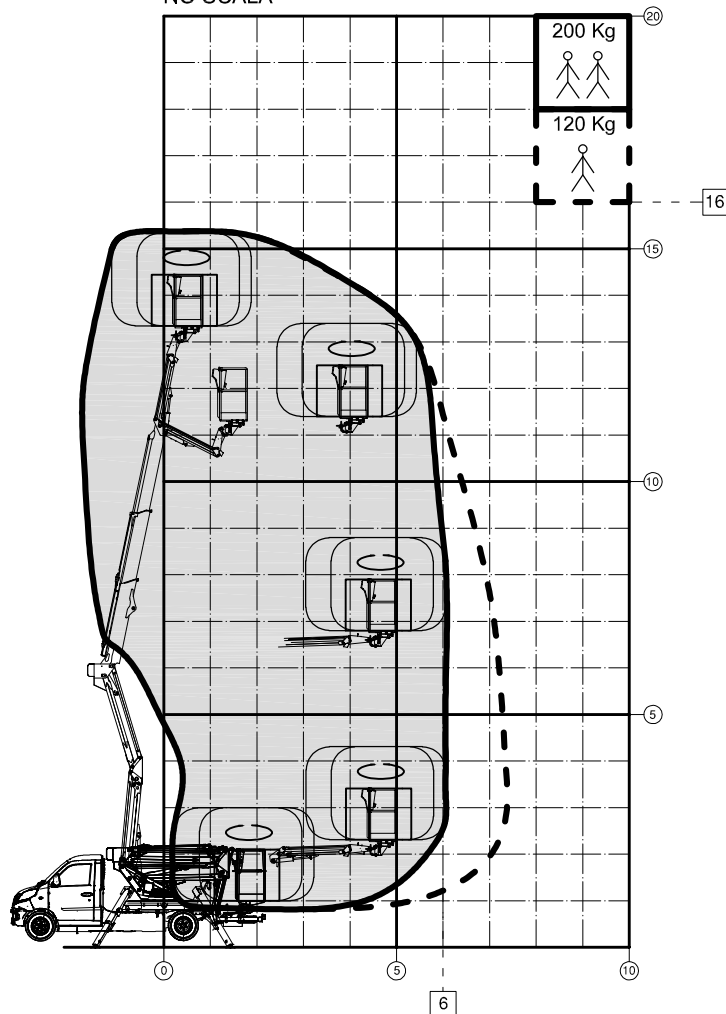


PROVVISORIO

Area lavoro navicella
Working area basket
Zone de travail nacelle



NO SCALA



CARATTERISTICHE TECNICHE
TECHNICAL FEATURES
DONNES TECHNIQUES

Altezza di lavoro Working height Hauteur de travail	16 m
Portata Working load Charge utile	200 (120) Kg
Raggio max. di lavoro Working range Etendu latérale max.	6 (7.5) m
Peso Total weight Poids	2150 Kg
Articolazione braccio superiore Upper boom articulation Articulation bras supérieur	0°+80°
Articolazione braccio inferiore Lower boom articulation Articulation bras inférieur	0°+85°
Articolazione Jib Jib articulation Articulation Jib	-15°+80°
Rotazione torretta Turret rotation Rotation de la tourelle	360°
Ciclo completo di manovra Mneuvring complete cycle Cycle complet de manoeuvre	5.40 min
Isolamento braccio superiore Upper arm isolation Isolement du bras supérieur	-
Isolamento braccio inferiore Lower arm isolation Isolement du bras inférieur	-
Sollevamento materiale Material lifting Matériel de levage	-
Conforme in conformity with en conformité avec	CE

Tolleranza misure ±1%
Tolleranza pesi ± 2,5%