



Flygt 2201

THE SAME CLASSIC DEWATERING PUMP - BUT BETTER

When it comes to the Flygt 2201, some things never change. Every bit as rugged as the original, this straightforward, no-nonsense pump is built to endure. Tough enough to handle whatever comes its way, the Flygt 2201 lives up to its heritage.

Authentic in every detail, the new and improved Flygt 2201 has the same tough character, inside and out. The outer profile is strikingly reminiscent of the iconic look drawn decades ago. Inside it is ever as robust and reliable, designed to handle tough liquids with fines, rock, sand, clay, sediments or other abrasives.

Durably made, this pump has features that make downtime a thing of the past such as the conical trim sleeve. This fast and easy impeller-adjustment feature restores clearances to near-original condition boosting pump performance. And sturdier-than-ever cable entry ensures safe, continuous operation.

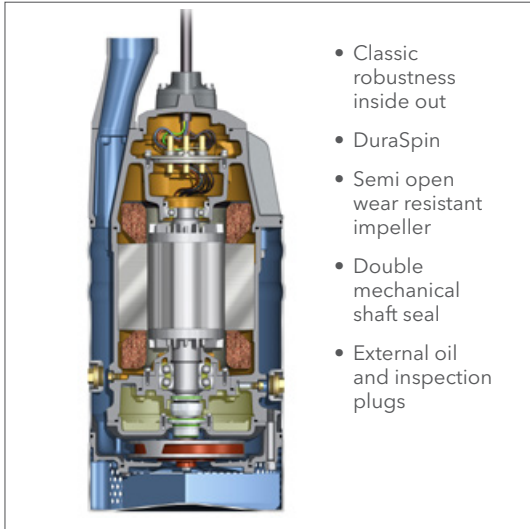
Also choose between our different impeller options:

- The signature **Dura-Spin™** safeguards against wear. The unique closed impeller and the suction cover with Dura-Spin grooves work together sweeping abrasive particles away from the impeller neck.
- The **Semi-open** impeller with its back-swept vanes effectively prevents string solids from obstructing the pump and increases uptime.

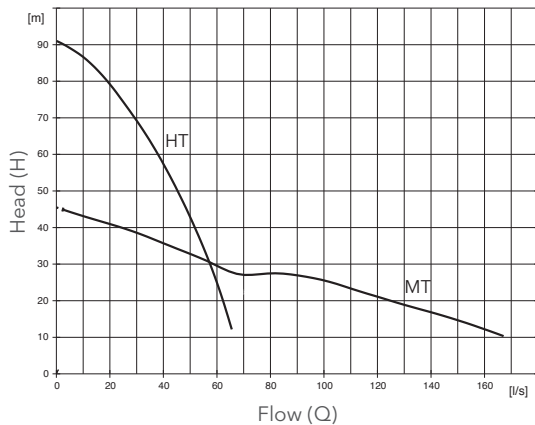
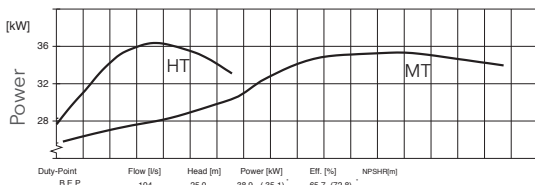
Flygt 2201 - a classic that never goes out of style.



FLYGT
a xylem brand



- Classic robustness inside out
- DuraSpin
- Semi open wear resistant impeller
- Double mechanical shaft seal
- External oil and inspection plugs



Voltage (V)	Rated current (A)	Starting current (A)
220 D	117	700
230 D	112	740
380 Y	67	405
400 D	65	430
415 D	62	350
500 D	51	271
550 D	47	310

Denomination

Product code	2201.012
Installation	Portable
Discharge connection	4"/6"/8"
Impeller characteristics	High Head/Super High Head (HT/SH) Wear resistant impeller with DuraSpin, Medium Head (MT) Semi open wear resistant impeller (MT)
(Impeller option)	High Head (HT) Semi open wear resistant impeller

Process data

Liquid temperature	40°C
Depth of immersion	max 20m
Liquid density	max 1100 kg/m ³
Strainer hole dimension	HT/SH Ø12 mm, MT Ø15 mm
pH of pumped liquid	pH 5-8

Motor data

Frequency	50Hz
Insulation class	H (180°C)
Voltage variation	max +/- 10% - continuous running max +/- 10% - intermittent running
Voltage imbalance	max 2% between phases max 30 - no of starts/hour

Monitoring equipment

Thermal contacts	125°C
------------------	-------

Cables

SUBCAB®	Submersible cable
---------	-------------------

Materials

Outer casing	Steel
Impeller	Hard-Iron
Wear parts	Nitrile rubber/Poly-Life/hard iron
Stator housing	Aluminium
Strainer	Steel
Shaft	Stainless Steel
O-rings	Nitrile rubber
Discharge connection	Aluminium

Mechanical face seals

Inner Active Seal™	WCCR (Tungsten Carbide)
Outer	WCCR (Tungsten Carbide)

Weight & dimensions

Weight (excl. cable)	240 kg (HT) 280kg (MT)
Height	1050mm (HT), 1253mm (MT) 1148mm (SH)
Width	430mm (HT), 500mm (MT), 430mm (SH)

Options

Stainless Steel impeller
Quick couplings
Starters

Accessories

Tandem connections, hose connections and floating rafts. Electrical accessories such as pump controllers, control panels and monitoring relays. Zinc anodes.

Rating 50 Hz

• 2,945 rpm
• 37 kW (50 hp)