

**TAKEUCHI**

**TB290-2**

**TB290-2 V**

Midi excavator with monoblock or 2-piece-boom



The Takeuchi **TB290-2 (V)** midi-excavator is the perfect all-rounder for all requirements. ECO mode, load-sensing hydraulics and automatic idle make our 9-tonner an extremely economical machine. With adjustable and programmable flow rates with max. 100 l on the first control circuit, the TB290-2 (V) offers maximum flexibility.



- › 1<sup>st</sup> hydraulic circuit, with proportional control with 100 l/min High Flow
- › Rear view camera with automatic display in the multifunction colour display
- › 6 LED worklights for optimum illumination of working area
- › Available in 2 versions: TB290-2 with monobloc boom and TB290-2 V with 2-pc-boom.



For three hours, two days or a whole year - if you need it for your construction site, you can **buy and rent** your TB290-2 (V) from us.

[www.huppenkothén.com](http://www.huppenkothén.com)



# Huppenkothen added-value equipment:

**There is additional equipment that everyone wants.** You therefore get all as standard from Huppenkothen. This makes your excavator more effective, faster and more comfortable.

**Put simply - added value.**

## HYDRAULICS

4 hydraulic auxiliary circuits, 3 of which have proportional control

Flow rates adjustable on the display

1<sup>st</sup> circuit: 3 memories, 2<sup>nd</sup>/4<sup>th</sup> circuit: 1 memory

1<sup>st</sup> hydraulic auxiliary circuit, with proportional control - max. 100 l/min

2<sup>nd</sup> hydraulic auxiliary circuit, with proportional control - max. 60,6 l/min

3<sup>rd</sup> hydraulic auxiliary circuit, for hydraulic quick change plate HUPPPlate H

4<sup>th</sup> hydraulic auxiliary circuit, with proportional control - max. 60,6 l/min

Detent Mode - breaker line continuous operation

Auto-Tank - depressurised return flow for breaker operation

Automatic pressure relief of control circuits when quick change plate is actuated

Power-controlled load-sensing pump - for more efficiency

Hydraulic tank ventilation

Pilot-opened load-holding valve on boom cylinder and arm cylinder (TB290-2 V; also 2-piece-boom)

End position damping at boom, arm and swing cylinder



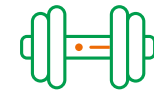
Exclusive additional equipment



Powerful



Efficient



Adjustable powerhouse

## CAB WITH COMFORT EQUIPMENT

Comfort cabin including roof guard ROPS (ISO12117-2) / OPG (ISO10262 Level I) / FOPS (ISO10262 Level II)

5,7" multifunction color display

Electronically controlled air conditioning with 4 outlet nozzles

Cupholder with cooling mode

Radio Bluetooth with USB

Air suspension comfort seat with seat heating

HFM (HUPPIFleetManagement) - telematics system with 2 year term of use, extended for additional charge

ECO mode - to increase economic efficiency

Automatic idle speed control - optimised fuel consumption

Sun shield and rain guard

## TECHNICAL AND SAFETY EQUIPMENT

Double air filter - additional protection for the engine

Automatic hydraulic track tensioning

Boom with 2 lifting cylinders (only TB290-2)

Spring-loaded accumulator on parking brake

Spring-loaded accumulator on slew brake

Electric refuelling pump

Pressure accumulator for pressure relief of hydraulic circuits and emergency boom lowering

Storage compartment with on-board toolkit

Acoustic overload warning device (EN474-5)

Rear view camera - for more safety

LED worklights

2 x cab at front, 2 x cab at rear, 1 x engine hood at front, 1 x boom

Socket on cab roof for rotary beacon

Optional additional equipment and services

### HUPPLub

Huppenkothen central lubrication system to ensure everything runs even more smoothly.

/

### HUPPView

Bucket position control system for precise work.

/

### HUPPLevel

Automated levelling and planing.

/

### HUPPIWarranty

Extended premium warranty package with all-round protection.

/

### HUPPIFleetManagement

An eye on every machine at all times with fleet management. First 2 years included in purchase price.



MAIN DIMENSIONS	TB290-2	TB290-2 V
Service weight* (kg)	8.820	9.160
Total width (mm)	2.200	2.200
Overall height (mm)	2.550	2.550
Transport length - dozer blade at the rear (mm)	7.000	7.210
Digging depth (mm)	4.410	4.480
Reach (mm)	7.275	7.775
Arm length (mm)	1.960	2.130
Tail swing radius (mm)	1.650	1.685
Tracks	Rubber	Rubber
Track width (mm)	450	450
Ground contact (mm)	2.210	2.210
Ground pressure (kg/cm <sup>2</sup> )	0,376	0,39
Ground clearance (mm)	370	370
Dozer blade dimensions (mm)	2.200 x 500	2.200 x 500

\* Machine weight + PT + HUPPPlate + medium size bucket + half a tank of diesel

## ENGINE

Type	YANMAR 4TNV98CT 4-cylinder Commonrail diesel engine, turbocharger, Stage V emission level
Exhaust aftertreatment	DPF and DOC
Rated output ISO14396 (kW)	51,6 kW @ 2.000 r.p.m.
Displacement (cm <sup>3</sup> )	3.318
Fuel tank (l)	128

## WORK PERFORMANCE




Travel speed (km/h)	2,6 (1 <sup>st</sup> gear) / 5 (2 <sup>nd</sup> gear)
Slew speed (rpm)	10,3
Gradeability (degrees/%)	35 / 70
Boom swing angle l/r (°)	70   60
Digging force bucket (kN)	59,1
Digging force arm (kN)	TB290-2: 37,9 / TB290-2 V: 40
Digging force boom (kN)	46,2

## HYDRAULIC SYSTEM





Hydraulic pumps	1 x power-regulated load sensing pump + 2 x gear pump
Pump pressure (bar)	275 x 240 x 35
Flow rate (l/min)	224 x 60,6 x 16
Hydraulic tank (l)	73 (Tank) / 140 (total)
Slew motor type	Axial piston motor, rigid
Travel motor type	Axial piston motor, variable

## AUXILIARY CONTROL CIRCUITS

1 <sup>st</sup> control circuit hydraulic breaker (l / min) 3 memories for the flow rates	100
2 <sup>nd</sup> /4 <sup>th</sup> control circuit Powertilt / grab (l / min) 1 memory for the flow rate	60,6




- 01 Sound-damped, low-vibration comfort cab with air suspension comfort seat with seat heating. Ergonomic joysticks that swing with the driver's seat.
- 02 Rear view camera - for more safety
- 03 Optimally arranged controls with large, clear and user-friendly display made of tarnish-resistant laminated glass. The rear view camera is displayed automatically.
- 04 Robust boom swing assy with specially protected hose guide and hydraulic boom swing; lifting, arm and swing cylinder with end position damping.
- 05 Lockable refuelling flap for optimum access to refuelling pump and tank cap.
- 06 Generous maintenance hatches for optimum accessibility to hydraulic and fuel maintenance components, battery and radiator cleaning.



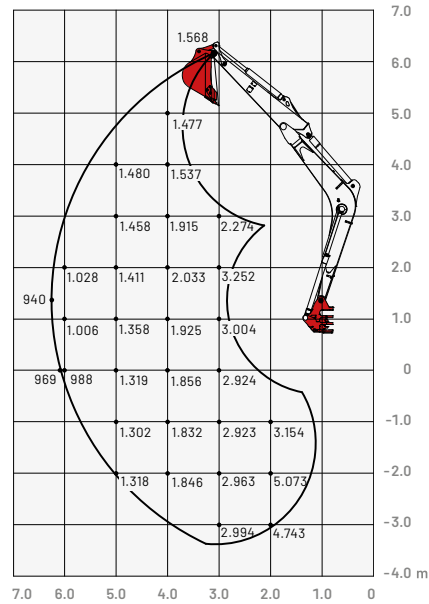
- 07 HUPPTilt tilt device with hydraulic quick change plate HUPPPlate H
- 08 HUPPQuick quick coupling system: Hydraulic connections are connected automatically during the quick coupling process
- 09 HUPPBreak hydraulic breaker 402 with HUPPQuick
- 10 HUPPGrip universal grabber UG08 II with HUPPTilt and HUPPQuick quick coupling system
- 11 HUPPTilt with HUPPPlate H, digging bucket mounted as high bucket
- 12 Concrete buster - Epiroc CB750
- 13 Add-on compactor - Ammann APA55/46
- 14 Drum Cutter - Epiroc ER250



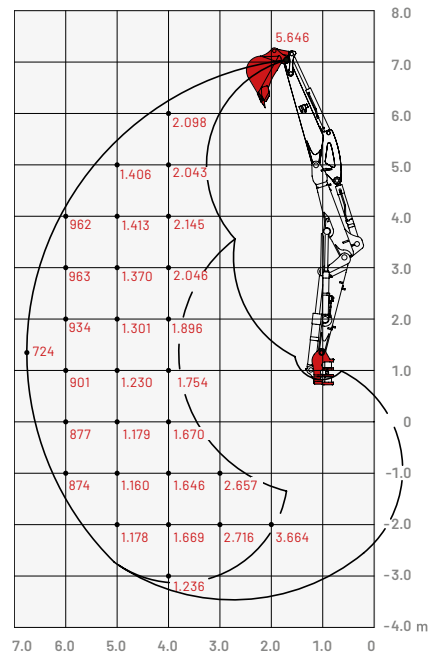
More accessories at  

[huppenkothen.com/  
excavator-accessories](http://huppenkothen.com/excavator-accessories)

## Lifting load (kg)

### Monoblock (forward, upper dozer blade)



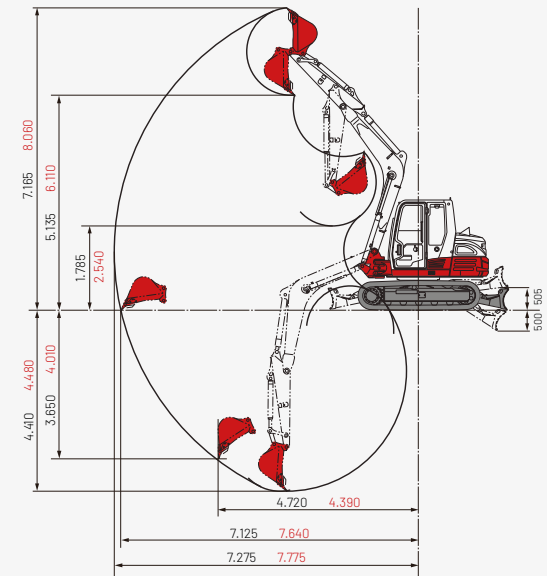
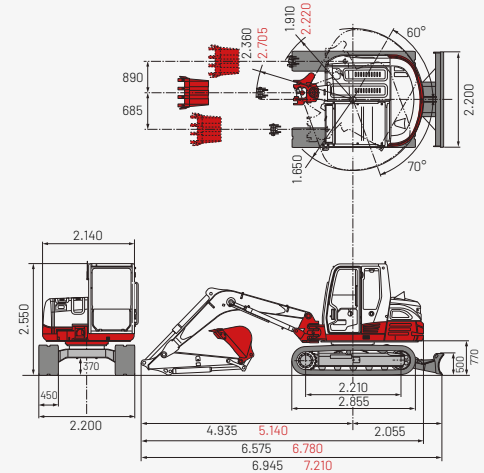
### 2-piece-boom (forward, upper dozer blade)



## Dimensions (mm)

**Black:** monoblock and 2-piece-boom

**Red:** alternative dimensions 2-piece-boom



The loads in the diagrams (on the left) are within 87% of the hydraulic lifting load and within 75% of the tipping load.

## Huppenkothen – your construction site, your partner, your success!

If you're looking to buy or rent a construction machine, if quality is important to you and you have no time to lose, then you've come to the right place with Huppenkothen. We provide all you need for your construction site. If you have any questions:

**We are always available.**

**41**  
Locations

**350**  
Employees

**4.500+**  
Machines

**100 %**  
Service

### AUSTRIA (AT)

/

#### Huppenkothen GmbH

Bundesstraße 117 / 6923 Lauterach  
T +43 50 663 400 / F +43 5574 778 24  
info@huppenkothen.com

### SWITZERLAND (CH)

/

#### Huppenkothen Baumaschinen AG

Hinterwiden / 9245 Oberbüren  
T +41 71 944 18 11 / F +41 71 944 18 69  
oberbueren@huppenkothen.com

### SOUTH-TIROL (IT)

/

#### Huppenkothen GmbH / SRL

Peter-Anich-Straße 1 / 39011 Lana (BZ)  
T +39 0473 491 170 / F +39 0473 491 171  
lana@huppenkothen.com

### SLOVENIA (SVN)

/

#### Huppenkothen d.o.o.

Slovenčeva ulica 97, 1113 Ljubljana  
T +386 15 300 333 / F +386 15 300 344  
ljubljana@huppenkothen.com

The complete  
Huppenkothen  
product range

