

MODELLO / MODEL / MODELE:

NEW EUROSKY 14/2/6 JIB HQ

CODICE / CODE / REF.:

78FT00090

VEICOLO / VEHICLE / VEHICULE:

PIAGGIO PORTER NP6

PTT / GW / PTC:

2400 kg

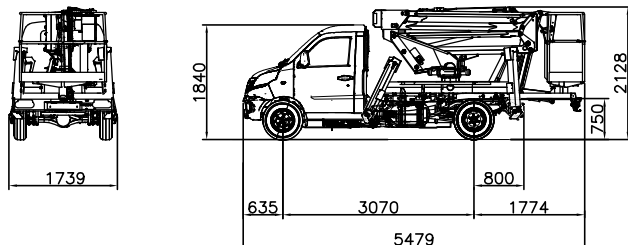
PASSO / WHEELBASE / EMPATT:

3070 mm

(*) Kit "A" Autocarro non fornito

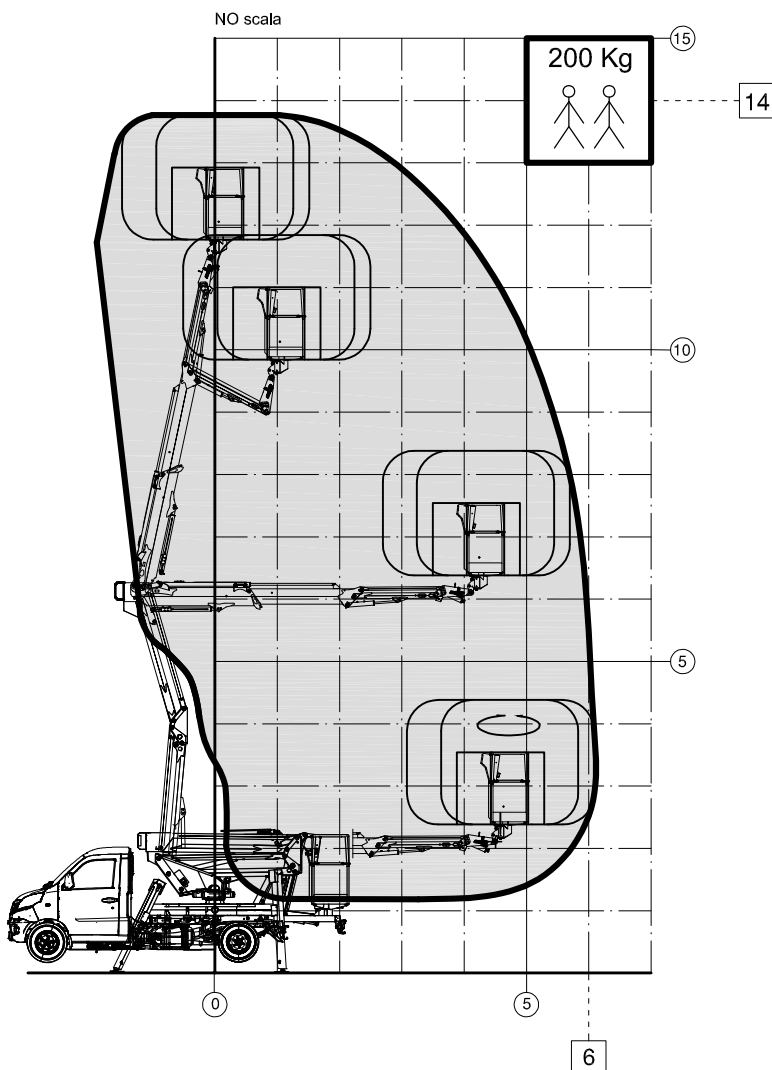
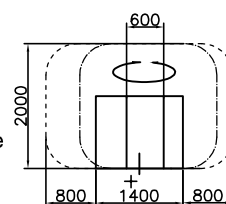
CODICI MONTAGGIO
CORRISPONDENTI:

788100100



PROVVISORIO

Area lavoro navicella
Working area basket
Zone de travail nacelle



CARATTERISTICHE TECNICHE TECHNICAL FEATURES DONNES TECHNIQUES	
Altezza di lavoro Working height Hauteur de travail	14m
Portata Working load Charge utile	200 Kg
Raggio max. di lavoro Working range Etendu latérale max.	6m
Articolazione braccio superiore Upper boom articulation Articulation bras supérieur	0°+78°
Articolazione braccio inferiore Lower boom articulation Articulation bras inférieur	0°+85°
Articolazione Jib Jib articulation Articulation Jib	-11°+90°
Rotazione torretta Turret rotation Rotation de la tourelle	360°
Ciclo completo di manovra Mnoeuving complete cycle Cycle complet de manoeuvre	5.40 min
Isolamento braccio superiore Upper arm isolation Isolment du bras supérieur	-
Isolamento braccio inferiore Lower arm isolation Isolment du bras inférieur	-
Sollevamento materiale Material lifting Matériel de levage	-
Conforme in conformity with en conformité avec	CE