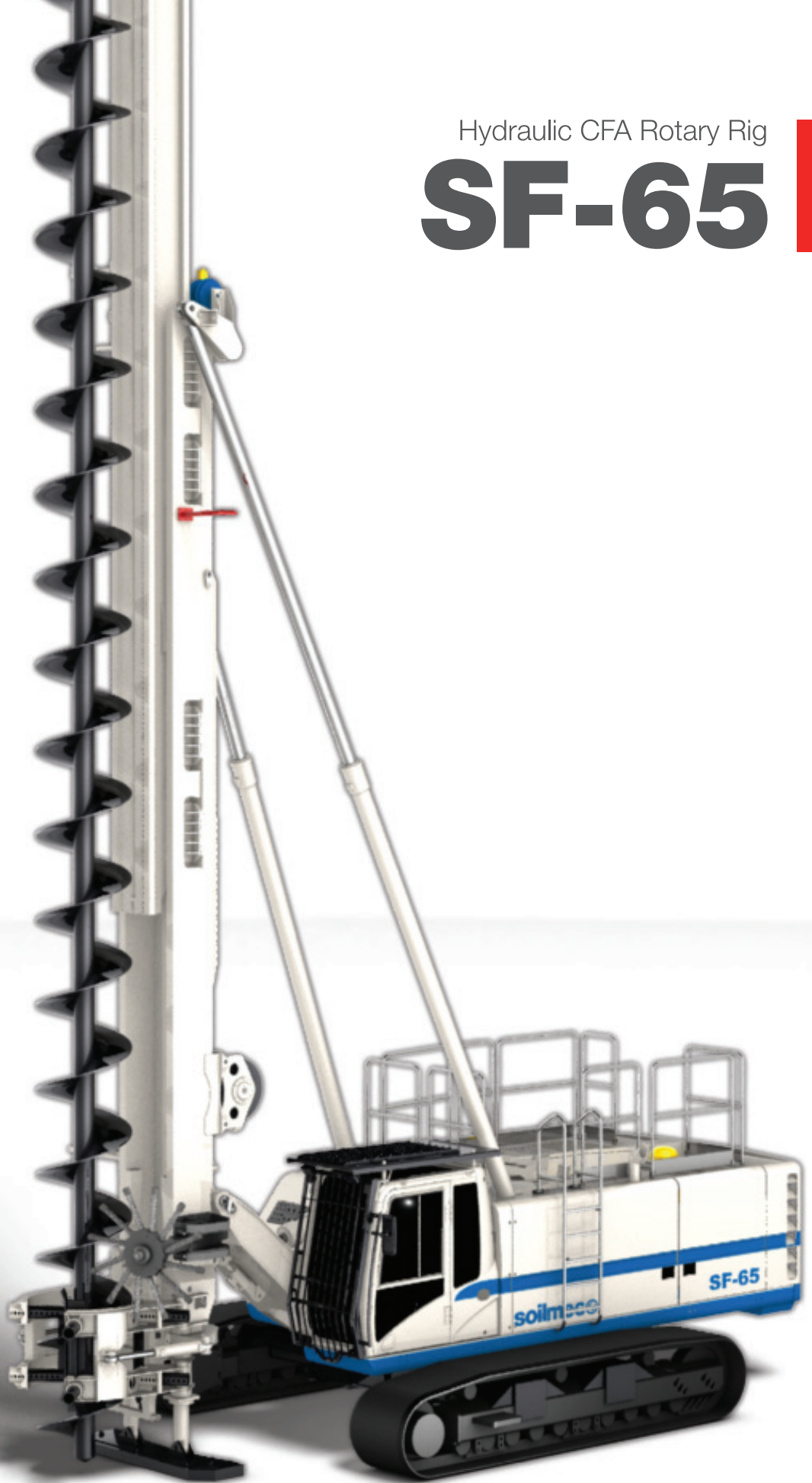


Hydraulic CFA Rotary Rig


# SF-65



**soilmecce**   
Drilling and Foundation Equipment

# SF-65 Hydraulic CFA Rotary Rig

## APPLICATIONS



CFA - Continuous Flight Auger		
Operating weight w/o auger	51500 kg	113538 lb
Auger cleaner	star type	star type
Max pile diameter	1000 mm	39.4 in
Max pile depth w/o auger extension	24 m	79 ft
Max pile depth with 6 m auger extension	30 m	98 ft
Max extraction force	572 kN	128500 lb

# SF-65 Hydraulic CFA Rotary Rig

## TECHNICAL DATA SHEET

Rotary Drive		
- Max torque (intermittent)	165 kNm	121698 lbf*ft
- Rated torque	151 kNm	110600 lbf*ft
- Speed of rotation	31 rpm	31 rpm
Main winch		
	controlled descent	controlled descent
- Line pull (1st layer)	143 kN	32100 lbf
- Rope diameter	22 mm	0.87 in
- Line speed (max.)	68 m/min	223 ft/min
Auxiliary winch		
	controlled descent	controlled descent
- Line pull (1st layer)	65 kN	14600 lbf
- Rope diameter	18 mm	0.71 in
- Line speed (max.)	67 m/min	220 ft/min
Pull down winch		
	optional	optional
- Pull down force	97 kN	21800 lbf
- Rope diameter	16 mm	0.63 in
Engine		
	CAT C7 ACERT	CAT C7 ACERT
- Rated output ISO 3046-I	205 kW @ 1800 rpm	295 HP @ 1800 rpm
- Engine conforms to Exhaust emission Standard	EU stage IV / US EPA Tier 4f	EU stage IV / US EPA Tier 4f
- Diesel tank capacity	385 l	102 US gal
Hydraulic system		
- Main pump	468 l/min	85 US gal/min
- Auxiliary pump flow	135 l/min	37 US
- Hydraulic oil tank capacity	895 l	236 US gal
Undercarriage (retractable crawler frames)		
- Track shoes width	750 mm	30 in
- Overall width of crawlers retracted	2980 mm	117 in
- Overall width of crawlers extended	4440 mm	175 in
- Overall length of crawlers	4730 mm	186 in
- Traction force	294 kN	66094 lbf
- Travel speed	1,4 km/h	0.9 mph

\* Soilmec integrates high quality level components: Berco, Rexroth, Trasmital.

## STANDARD EQUIPMENT

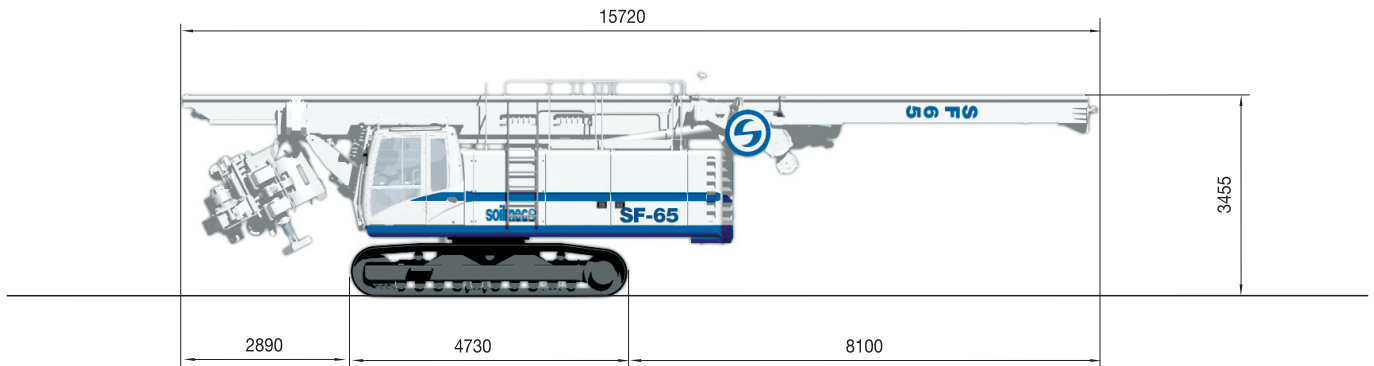
- Emergency mode of operation for engine
- Engine diagnostic system
- Diagnostic panel for hydraulic functions
- Transport securing lugs on crawler units
- Access ladder on upper carriage
- Hydraulic openable
- Lower guide
- On-board lighting set
- On-board tool set
- Electric refuelling pump
- 360° turret rotations
- Concrete pipe alongside the mast foot
- High-comfort operator's H-CAB (width: 1050 mm)
- Protective roof grate (FOPS compliant)
- Air conditioning system
- Radio and CD player

## OPTIONAL EQUIPMENT

- |  |  |   |
|--|--|---|
| <b>BASE CARRIER</b> <ul style="list-style-type: none"> <li>• Central lubrication system</li> <li>• Biodegradable oil</li> <li>• Handrails for upper structure</li> </ul> | <ul style="list-style-type: none"> <li>• Radio control for tramming</li> <li>• Pressurized air conditioning system</li> <li>• Turret area guard</li> <li>• EU stage IIIA, US EPA Tier 3 diesel engine</li> </ul> | <b>DRILLING EQUIPMENT</b> <ul style="list-style-type: none"> <li>• Swivel for auxiliary rope</li> <li>• Videocamera attachment</li> </ul> |
|--|--|---|

# SF-65 Hydraulic CFA Rotary Rig

## TRANSPORT, DIMENSIONS AND WEIGHTS



Transport configuration		
<b>Width</b>	<b>2980 mm</b>	<b>117.3 in</b>
<b>Length</b>	<b>15720 mm</b>	<b>619 in</b>
<b>Weight</b>	<b>50000 kg</b>	<b>110231 lb</b>
<b>Minimum transport weight (w/o counterweight, rotary)</b>	<b>36500 kg</b>	<b>80469 lb</b>

This brochure has been edited and distributed by SOILMEC Spa. The present document cancels and override any previous ones. This brochure shall not be distributed, reproduced or exhibited without SOILMEC Spa. authorization in accordance with to SOILMEC web site disclaimer condition.

SOILMEC Spa distributes machinery and structures all over the world, supported by SOILMEC Spa subsidiary companies and dealers. The complete Soilmec network list is available on the web site [www.soilmec.it](http://www.soilmec.it)