



ES12-12W Ai

Electric Stacker 1.2t

Carrying Two Pallets at A Time Doubles Working Efficiency;
Extraordinary Traction in Crossing Door and Dock;
Long-tiller Design Makes Operations Easy and Convenient.




CRANES - MACHINERY - PARTS

ALEXANDROS SPATHARAS COMPANY
CRANES - MACHINERY - SPARE PARTS
41, Iasonidou Str.
GR-56334 Thessaloniki, GREECE
N. Kordelio - Eleftheria
Tel: +30 2310 709155
Fax: +30 2310 709989
www.spatharas.eu

FEATURE

Performance

- The innovative AC system offers strong power, accurate control, excellent performance.
- High strength vertical gearbox, longer working life.
- Low-noise but durable hydraulic unit, good quality cylinder as well as hose ensure the high reliability of hydraulic system.
- AMP connector and durable electric wires greatly reduce malfunctions of components.
- H shape channel mast improves the strength of the whole truck.



EPT20-20Wai



ES12-12Wai

Safety

- Safe hydraulic system design prevents mast from falling down abruptly when hydraulic pipeline cuts off.
- Emergency reverse belly button protects the operator from getting hurt.
- Emergency disconnecter will cut off power source to avoid accident when truck goes out of control.
- Multiple lifting limit protection ensures safety.
- Automatic switch to lower speed when the fork reaches its setting height.
- Anti-rolling back brake keeps the truck from skidding down when truck is out of control or travelling on ramp.

Operation

- With the new design of ergonomical tiller head, all buttons can be reached conveniently & comfortably.
- Dual pallets lifting doubles working efficiency.
- Creep speed function: when handle in near vertical position, the driving speed will decrease automatically, allowing delicate operation in confined space.
- Long tiller decreases the operation force greatly and makes operations much easier.
- Bias Operation, Greater View.

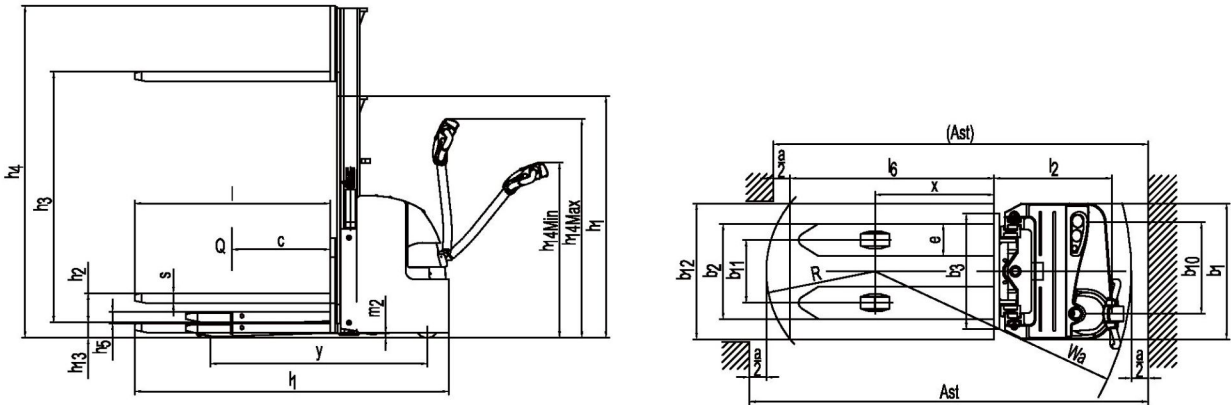
Maintenance

- AC traction motor, maintenance free.
- Hour meter and battery indicator remind the operator of battery charging.
- Easily remove the back cover by only losing two bolts; Access to all key components for inspection, maintenance and replacement.
- Easy access for battery maintenance.
- Vertical motor makes the inspection & service much more convenient.
- Mast and chassis are assembled together, easy for maintenance.
- Low voltage cut off setting protects batteries.

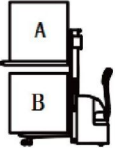
Electric Stacker 1.2t ES12-12WAI

Distinguishing mark				
1.1	Manufacturer		EP	
1.2	Model designation		ES12-12WAI	
1.3	Drive unit		Electric	
1.4	Type of operation		Pedestrian	
1.5	Rated capacity	Q	kg	1200
1.6	Load center distance	c	mm	600
1.8	Load distance, centre of drive axle to fork	x	mm	701
1.9	Wheelbase	y	mm	1275
Weight				
2.1	Service weight (include battery)		kg	940
2.2	Axle loading, laden driving side/loading side		kg	735/1405
2.3	Axle loading, unladen driving side/loading side		kg	640/300
Types,Chassis				
3.1	Tyre type Driving wheels/Loading wheels			PU/PU
3.2	Tyre size, driving wheels (diameter×width)		mm	Φ230×75
3.3	Tyre size, loading wheels (diameter×width)		mm	Φ85×70
3.4	Tyre size, caster wheels (diameter×width)		mm	Φ130×55
3.5	Wheels, number driving, caster/loading (x=drive wheels)		mm	1x +1/4
3.6	Track width, front,driving side	b ₁₀	mm	538
3.7	Track width,rear,loading side	b ₁₁	mm	370
Dimensions				
4.2	Height, mast lowered	h ₁	mm	1970
4.3	Free lift	h ₂	mm	100
4.4	Lift height	h ₃	mm	2930
4.5	Height, mast extended	h ₄	mm	3529
4.6	Initial lift	h ₅	mm	120
4.9	Height drawbar in driving position min./max.	h ₁₄	mm	715/1200
4.15	Lowered height	h ₁₃	mm	95
4.19	Overall length	l ₁	mm	1847
4.20	Length to face of forks	l ₂	mm	697
4.21	Overall width	b ₁	mm	800
4.22	Fork dimensions	s/ e/ l	mm	60×190×1150
4.24	Fork carriage width	b ₃	mm	680
4.25	Distance between fork-arms	b ₅	mm	560
4.32	Ground clearance, center of wheelbase	m ₂	mm	28
4.34.1	Aisle width for pallets 1000 × 1200 crossways	Ast	mm	2378
4.34.2	Aisle width for pallets 800 × 1200 lengthways	Ast	mm	2350
4.35	Turning radius	Wa	mm	1510
Performance data				
5.1	Travel speed, laden/ unladen		km/ h	5.0/5.5
5.2	Lifting speed, laden/ unladen		m/ s	0.11/0.16
5.3	Lowering speed, laden/ unladen		m/ s	0.19/0.18
5.8	Max. gradeability, laden/unladen		%	8/ 16
5.10	Service brake type			Electromagnetic
Electric-engine				
6.1	Drive motor rating S2 60 min		kW	1.1
6.2	Lift motor rating at S3 15%		kW	2.2
6.3	The maximum allowed size battery		mm	788×180×560
6.4	Battery voltage/nominal capacity K5		V/ Ah	24/210
6.5	Battery weight		kg	190
Addition data				
8.1	Type of drive unit			AC
10.5	Steering type			Machanical Steering
10.7	Sound pressure level at the driver's ear		dB (A)	74

- 1.The parameters in the table are of the standard model. For more information, please contact us.
- 2.The parameters are subject to change without notice.



ES12-12WAI RATED CAPACITIES GRAPH

		lift Height (mm)	Capacity (kg)
	Mast Fork A	1600	1200
		2700	1100
		3000	1000
		3300	800
		3600	600
	Support Arm B	210	A+B≤2000

ES12-12WAI Mast Option

mast types	Lift h3+h13 (mm)	Lowered mast height h1	Free lift h2 (mm)	Extended mast height h4
Duplex ZT	1600	1265	100	2119
	2710	1820	100	3229
	3010	1970	100	3529
	3310	2120	100	3829
	3610	2270	100	4129

Option

Option	ES12-12WAI
Driving wheel	●Rubber wheel/Pu wheel with pattern
High capacity battery	●165Ah/210Ah/230Ah
cold storage	●
battery indicator without hour meter	●
proportional lifting	●
Vertical handler working	●
auto-filling water system	●